Appendix C

Technical Diagrams

Appendix C.1

Segment One – Xcel Energy

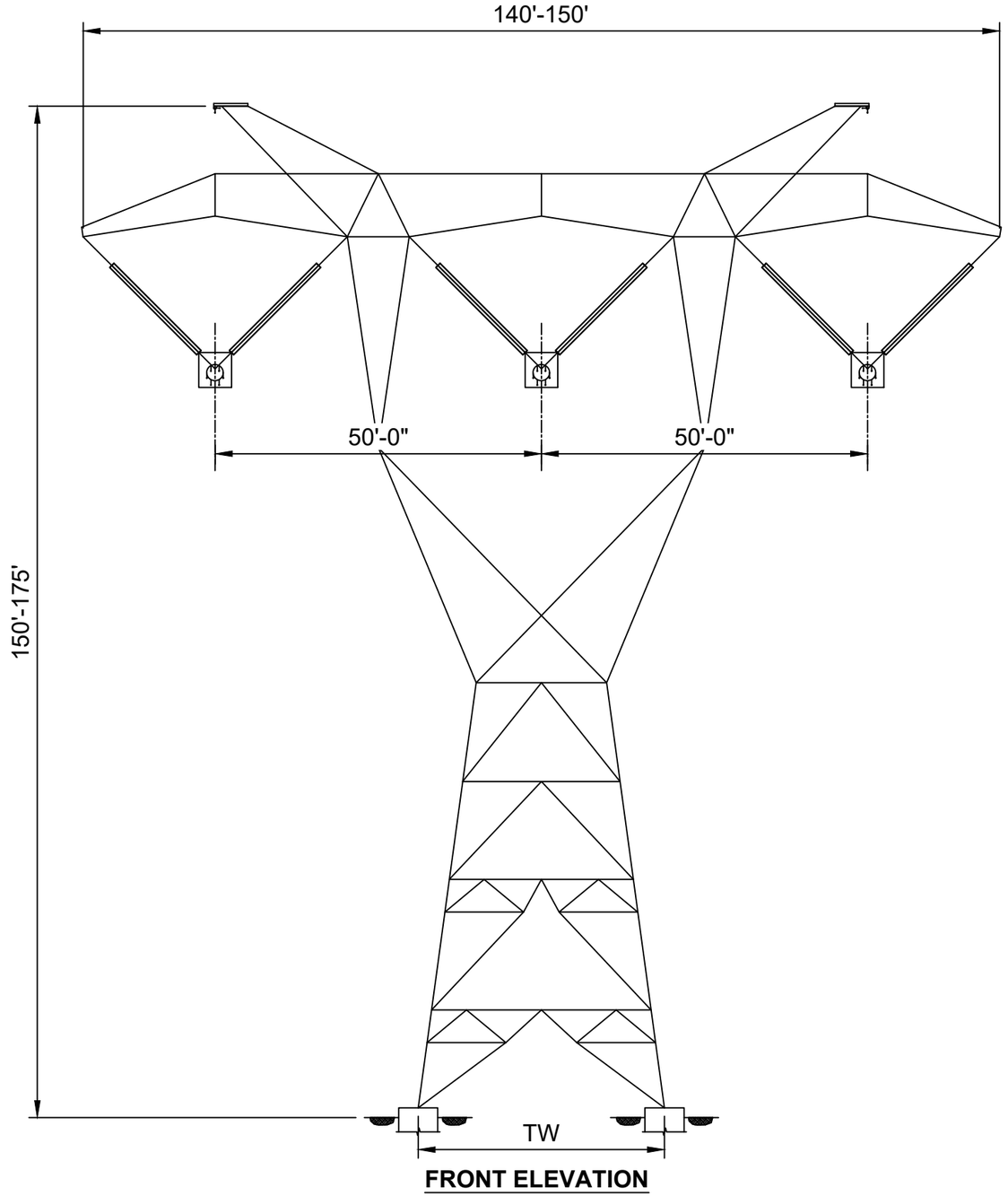

FRONT ELEVATION

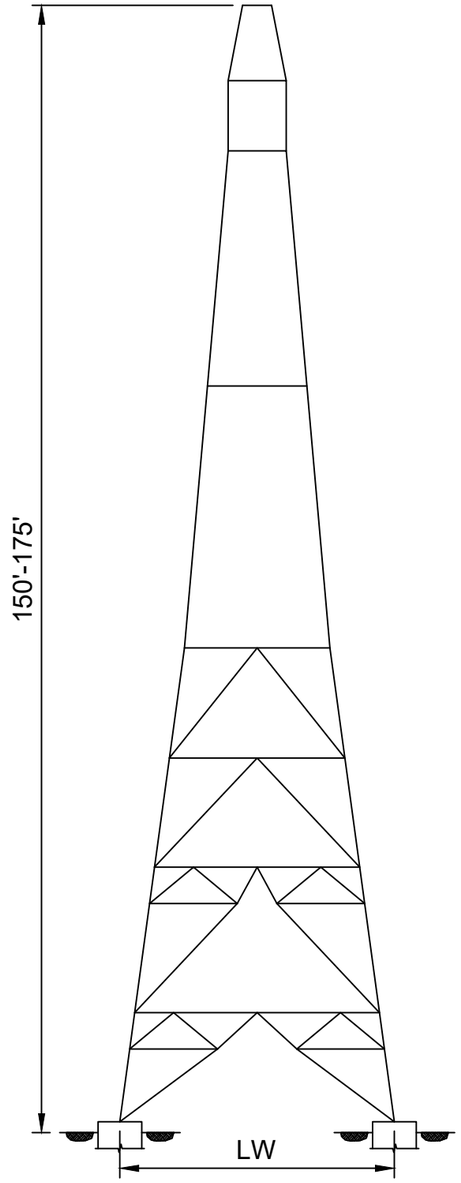

SIDE ELEVATION

NOTES:

1. STRUCTURE DIMENSIONS:
   HEIGHT RANGE: 150 FT TO 175 FT
   FOOTPRINT SIZE (TWxLW): 35 FT x 35 FT TO 50 FT x 50 FT
   STRUCTURE WIDTH: 140 FT TO 150 FT
2. FOUNDATION DEPTH: 25 FT TO 65 FT
3. MINIMUM DISTANCE FROM CONDUCTORS TO GROUND:
   60 FT TO 80 FT

Appendix C.2

Segment Two – Dairyland Power Cooperative

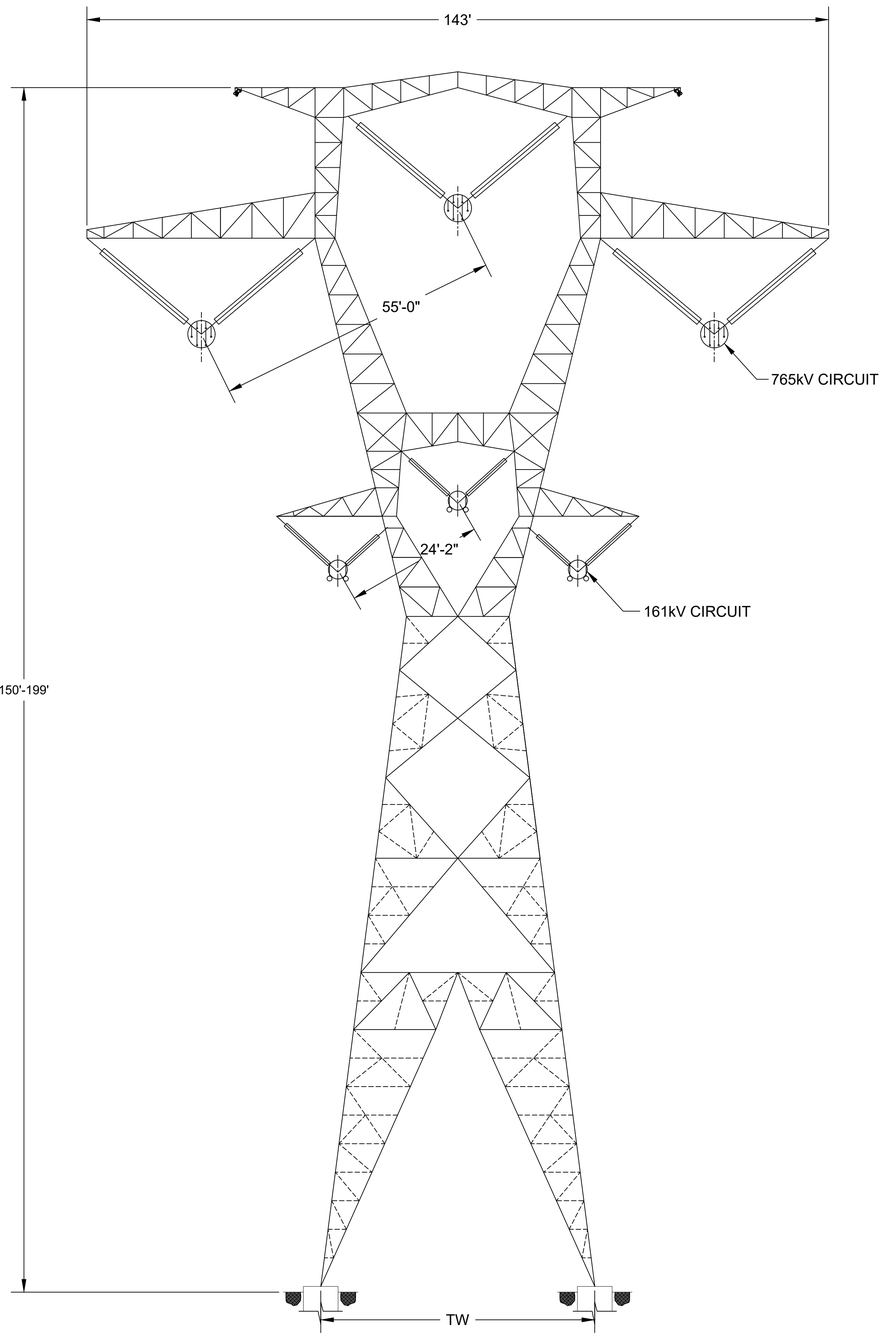

FRONT ELEVATION

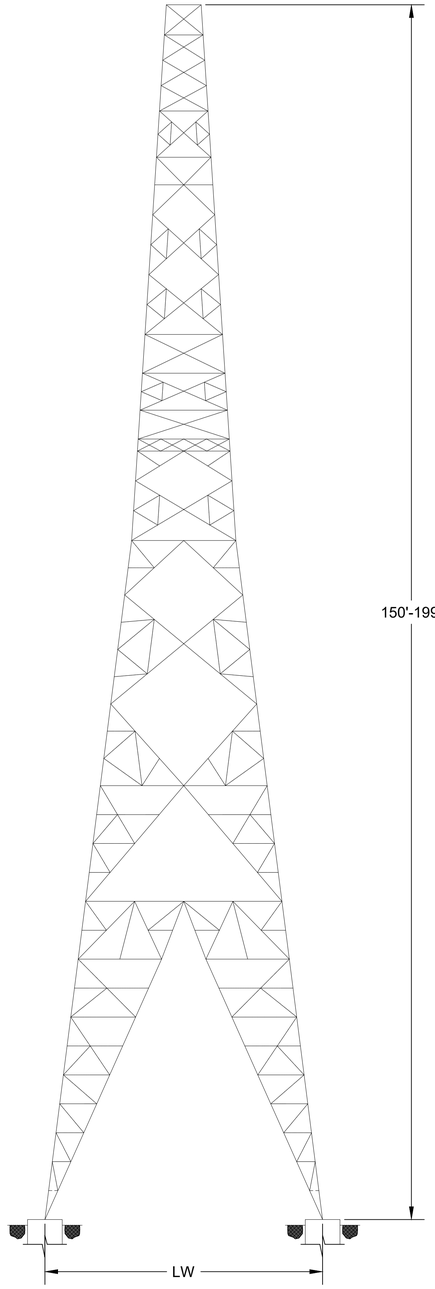

SIDE ELEVATION

NOTES:

1. STRUCTURE DIMENSIONS:
   HEIGHT RANGE: 150 FT TO 199 FT
   FOOTPRINT SIZE (TWxLW): 35 FT x 35 FT TO 50 FT x 50 FT
   STRUCTURE WIDTH: 143 FT
2. FOUNDATION DEPTH: 15 FT TO 50 FT
3. MINIMUM DISTANCE FROM CONDUCTORS TO GROUND:
   161KV: 34 FT TO 67 FT AT 120°F CREEP
   765KV: 74 FT TO 107 FT AT 120°F CREEP

PRELIMINARY
NOT FOR CONSTRUCTION

NO	DATE	REVISIONS AND RECORD OF ISSUE	DRWN	REV'D	APPR	COMP
--						
--						
--						
--						
--						
--						
--						
--						

SCALE: NONE

PREP: CHKD:

APPD: DATE:

CONTRACTOR/INSTALLER SHALL TAKE ALL APPROPRIATE PRECAUTIONS TO ENSURE THE SAFETY OF ALL PEOPLE LOCATED ON THE WORK SITE; INCLUDING CONTRACTOR'S /INSTALLER'S PERSONNEL (OR THAT OF ITS SUB-CONTRACTOR(S)) PERFORMING THE WORK.

ANY MODIFICATION OR ADDITION TO THIS DRAWING BY ANY ORGANIZATION OTHER THAN SARGENT & LUNDY IS NOT THE RESPONSIBILITY OF SARGENT & LUNDY.

PRIVILEGED AND CONFIDENTIAL INFORMATION.

USE SOLELY FOR THE PURPOSE GIVEN. DO NOT DISCLOSE, REPRODUCE, TRANSMIT, OR OTHERWISE USE WITHOUT THE PRIOR WRITTEN AUTHORIZATION OF PURCHASER.

Sargent & Lundy

GridLiance HEARTLAND

DAIRYLAND POWER COOPERATIVE
La Crosse, Wisconsin

CON TANGET SKETCH

CON TANGENT SKETCH